






Set and forget with biller-initiated direct debit from DEFT

Biller-initiated direct debit is the easy way to manage your payments.

Here's how it works:

-  Once you've given authority, payments will begin when they're due, meaning you'll no longer need to worry about making payments.
-  We'll let you know by email each time a payment is made.
-  You can get in touch with your biller if you'd like more details about the timing of your payments.
-  You'll be able to view all your payments in your transaction history whenever you log in to DEFT.
-  For more information, simply log in to DEFT to view our Frequently Asked Questions.

How to register

1. Go to deft.com.au and register using your email address.
2. Set your password and complete personal details.
3. Go to '**DEFT reference numbers**'.
4. Add the DRN/s you wish to authorise for direct debit.
5. Authorise your biller and select your payment method.

If you're already registered with DEFT, simply authorise your existing DRNs for direct debit.